


# FILTRATION GROUP

## GEOPLEAT-P (PLASTIC FRAME)



- Advanced pleat geometry for even dust loading and maximum service life
- Patented filter technology
- High impact plastic frame for harsh environments
- Very low resistance to air-flow results in lower energy costs
- UL 900 Class 2
- Robust filter media resists tearing or damage
- Compact design saves shipping and storage space
- Completely incinerable



### FEATURES

**T**he GeoPleat-P combines the advanced pleating geometry and performance of our GeoPleat with a high impact plastic frame. Plastic frames are often used in hostile environments, or where higher levels of moisture exist. The GeoPleat-P will stand up to nearly any HVAC installation and will not warp or collapse over time.

The GeoPleat-P filter utilizes a thermal embossing pleating and glue bead media separation technique, which creates a three-dimensional pleat in the media. This patented method of pleating and spacing allow the air stream to gently transition into the media, distributing the air evenly throughout the depth of the media.

The media pack of the GeoPleat-P filter is adhesively bonded on all four sides of the filter frame, eliminating the possibility of air bypass around the filter media.

### BENEFITS

**Low Air Flow Resistance**—The GeoPleat P's patented pleating design creates the lowest pressure drop, for a given efficiency, available in rigid box filters. The low pressure drop of this filter leads to considerable energy savings in most HVAC systems.

**Longer Filter Life**—The ideal v-shape of the GeoPleat-P's media enables complete media utilization. The media loads evenly throughout the depth of the pleats, maximizing the life of the filter.

**Rugged Construction**—The GeoPleat-P filter uses high impact plastic creating, creating an extremely strong filter designed to be used in tough HVAC environments.

**Lightweight**—Being extremely light weight, the GeoPleat-P filter is easier to transport, install and remove. Especially in applications with space constraints or roof-top air handling units.

**Robust Media**—The filtration media utilized in the this filter is tremendously resistant to tears and punctures. The structure of this material is such that it requires no upstream or downstream grids to protect it from damage. The media is also resistant to moisture and microbial growth.



# FILTRATION GROUP

## DIMENSIONS

PART NUMBER (BOX STYLE FILTER)	SIZE	ACTUAL FILTER DIMENSIONS (H x W x D)	APPROX. WEIGHT POUNDS
21444 (MERV 11)	24 x 24 x 4	23 3/8 x 23 3/8 x 3 3/4	6
21448 (MERV 13)	24 x 24 x 4	23 3/8 x 23 3/8 x 3 3/4	6
21452 (MERV 14)	24 x 24 x 4	23 3/8 x 23 3/8 x 3 3/4	7

## APPLICATION PARAMETERS

Temperature Resistance:  
Continuous—150° F; Peaks—175° F

Flammability:  
UL 900 Class 2

Media:  
Synthetic

Frame:  
High Impact Plastic

Relative humidity:  
100%

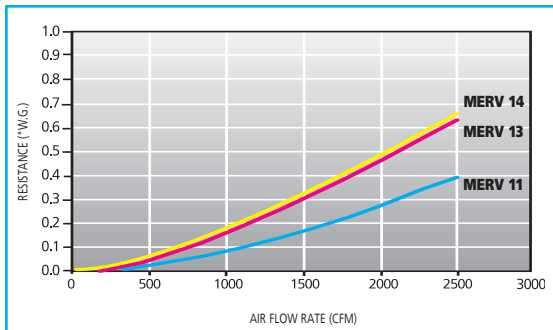
Recommended Final Resistance:  
1.5" w.g.

## PERFORMANCE DATA

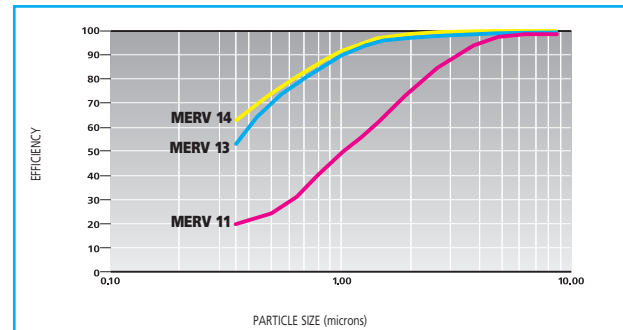
GPM (24x24x4 – BOX STYLE)	MERV 11			MERV 13			MERV 14		
Air Flow (cfm)	1500	<b>2000</b>	2500	1500	<b>2000</b>	2500	1500	<b>2000</b>	2500
Initial Pressure Drop ("w.g.)	0.17	<b>0.27</b>	0.39	0.30	<b>0.46</b>	0.63	0.32	<b>0.48</b>	0.65
* Comparable Atmospheric Efficiency (ASHRAE 52.1) @ 2000 cfm	60-65%			80-90%			90-95%		

\*Reference ASHRAE 52.2 - 1999 Table E1

## INITIAL RESISTANCE TO AIR FLOW GP-P (24x24x4 – BOX STYLE)




## EFFICIENCY PER ASHRAE 52.2 GP-P (24x24x4 – BOX STYLE)



Durable media pack resists damage



Advanced pleating geometry minimizes resistance to air flow



Shown with 2" clip which is designed to hold an optional pre-filter



DISTRIBUTED BY

© FGI 11/06



# FILTRATION GROUP®

FILTRATION GROUP  
Phone: 877-FGI-TEAM (344-8326)  
Fax: 800-518-1162  
www.filtrationgroup.com  
e-mail: aerostar@filtrationgroup.com

